



Reserve Vehicle Plate Number

MOI Services Website User Manual

Version Number:2.0



1. Access to the Service:

To submit a vehicle plate number reservation request, go to the **traffic services** list, select the **Reserve Vehicle Plate Number** service, and then click on **Start Service** button.

The screenshot displays the 'E-SERVICES' portal interface. At the top, there are navigation tabs for 'E-SERVICES', 'DASHBOARD', and 'EMPLOYEE SERVICES', with the word 'العربية' (Arabic) on the right. Below the navigation is a 'Traffic Services' breadcrumb and a search bar. The main content area is titled 'TRAFFIC SERVICES' and features a sidebar with various service categories. The 'Traffic Services' category is highlighted in red. The main grid contains several service cards, with the 'Reserve Vehicle Plate Number' card highlighted in red. Each card includes an icon, a title, and a 'Start Service' button.

Service Category	Service Name	Action
TRAFFIC SERVICES	Traffic Profile Services	Start Service
	Traffic Fines Services	Start Service
	Driving Licensing	Start Service
	Vehicles Services	Start Service
	Traffic Accidents	Start Service
	Certificate Services	Start Service
	Other Services	Start Service
	Public Services	Start Service
	Reserve Vehicle Plate Number	Start Service



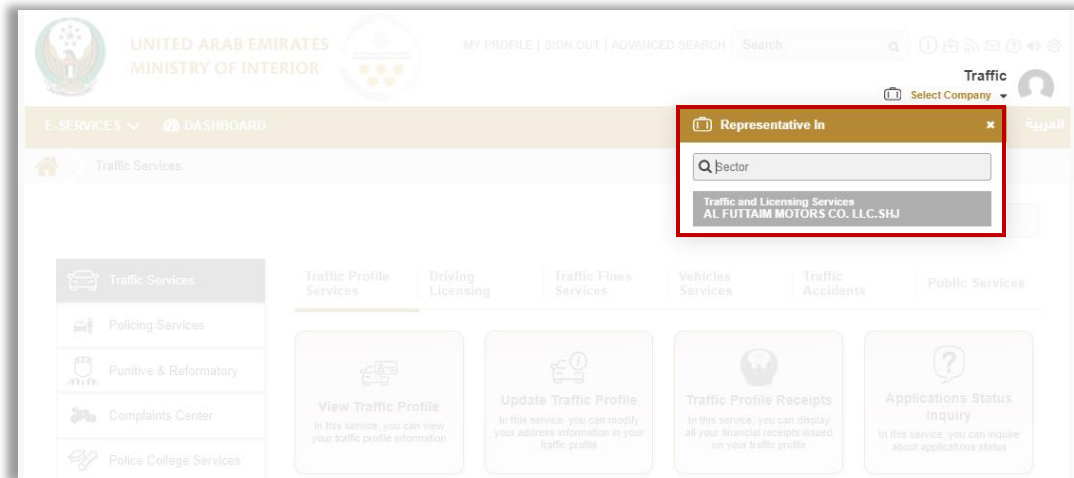
2. Service Steps:

In this service, you can reserve a new plate number. Where the users of this service are divided into 2 main categories:

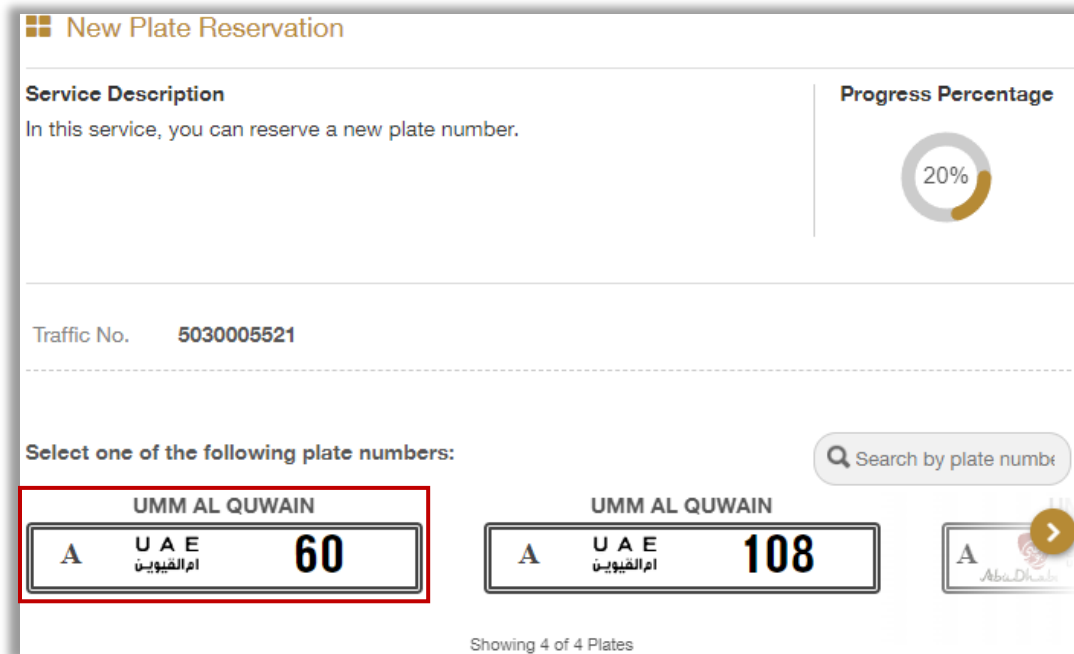
1. Individuals

2. Companies representatives

- If the applicant is a **company representative**, the company must be selected from the top of the screen list first to be able to apply for the service successfully.



1. Choose the plate number to be reserved.





2. Select the plate reservation period which is divided into three main types: 3 months, 6 months and 12 months, then click on **Next** button.

Select one of the following plate numbers:

Search by plate number

UMM AL QUWAIN

A U A E 60
ام القيوين

✓ Selected

UMM AL QUWAIN

A U A E 108
ام القيوين

Showing 4 of 4 Plates

Plate Number: A / UMM AL QUWAIN / 60

Reservation Period
Service Fees
Payment Gateway

Step: Reservation Period

Reservation Period *

Six Months

Next

3. The service fee will be displayed, to go to the payment gateway click on **Next** button.

Reservation Period
Service Fees
Payment Gateway

Step: Service Fees

Search...

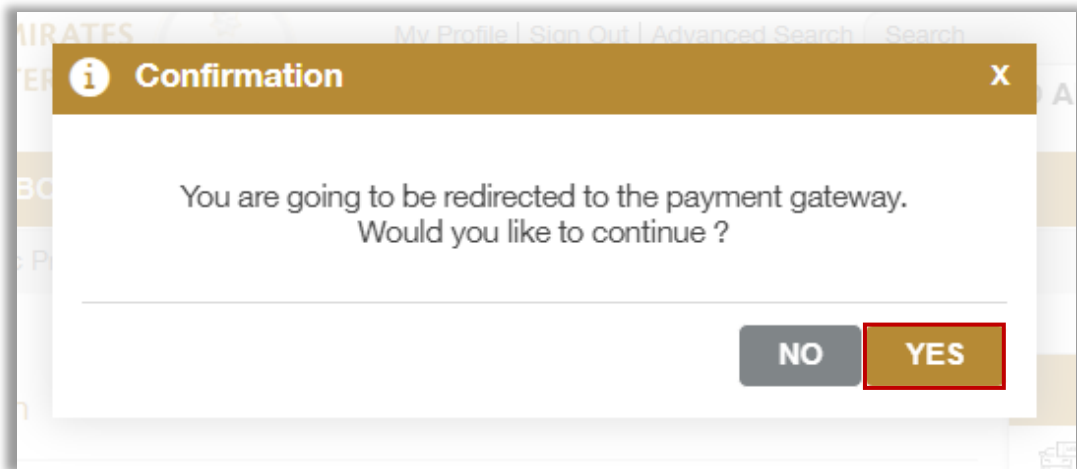
No.	Description	Amount (AED)
1	Booking number plates for a period of 6 months	1000
Total Amount (AED)		1000 AED

Showing 1 to 1 of 1 entries

Next



4. Click on **Yes** button to confirm the transition to the payment gateway



5. You will be redirected to the payment gateway, Select the desired payment method, then click on **Pay** icon.

سداد أبوظبي
Abu Dhabi Pay

Summary

Payment to	Ministry of Interior
Transaction Amount	AED 60.00
Service Fees	AED 3.00
Total Amount	AED 63.00

Choose Payment Method

Select Payment Method >

Cancel Pay

Please do not click the back button or refresh the page or close the window while the transaction is processing. This is a secure payment gateway using 128-bit SSL encryption.

Powered by FAB VISA Mastercard DSS



6. You can evaluate your experience in obtaining the service through the customer **pulse** survey screens shown below.

United Arab Emirates

نبض المتعامل
CUSTOMER PULSE

English

Customer Pulse Survey

Overall, how satisfied are you about the Website? *

Extremely Dissatisfied

Extremely Satisfied

Next

7. Request has been submitted successfully, you can check request details and download receipt from the below screen.

Payment Gateway Result

25/12/2023

A UAE
ام القيوين 60

Payment has been done successfully

Download Receipt
File Size: 1 MB
1644
2000 AED

Traffic Number	Application Number	Total Amount
5030005521	1643	2000 AED

Payment ID
100202335951445137